

# PINEX<sup>®</sup> SPECIFICATION & INSTALLATION GUIDE

APRIL 2017

# PINEX<sup>®</sup> SPECIFICATION & INSTALLATION GUIDE

## Contents

1.0 Pinex <sup>®</sup> Outdoor Timber.....	3
1.1 Pinex Outdoor Treatment.....	4
1.2 Timber Movement .....	4
1.3 Cutting Treated Timber.....	4
1.4 Care and Handling .....	4
2.0 Fencing .....	5
2.1 Posts.....	5
2.2 Rails.....	5
2.3 Palings.....	5
3.0 General Use Products.....	6
3.1 Anchor Piles and House Piles.....	6
3.2 Retaining Walls .....	7
3.3 Pinex Verified.....	7
4.0 Standard Sizes for Outdoor Timber .....	9
4.1 Notes .....	10

*The information contained in this product information sheet is current as at April 2017 and is based on data available to Carter Holt Harvey Woodproducts (CHH Woodproducts) as at the time of going to print.*

*CHH Woodproducts reserves the right to change the information contained in this document without prior notice. It is important that you call 0800 746 399 to confirm that you have the most up-to-date information available.*

*CHH Woodproducts has used its reasonable endeavours to ensure the accuracy and reliability of the information contained in this document and, to the extent permitted by law, will not be liable for any inaccuracies, omissions or errors in this information nor for any actions taken in reliance on this information.*





## 1.0 PINEX® OUTDOOR TIMBER

Pinex® has been a trusted name in wood products for generations of New Zealanders. Today, the Pinex Outdoor Timber range is used by many garden designers, leading landscapers, builders and DIY enthusiasts. This is because New Zealanders recognise the unique aesthetic and environmental benefits wood has to offer.

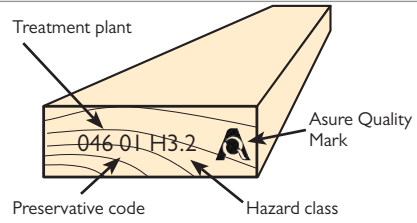
Environmentally, wood is a renewable resource which is in harmony with our natural landscape, and aesthetically, the warmth and feel of natural wood is unequalled.

The Pinex Outdoor range of products have been designed to blend superbly into any style of backyard or home, and includes: Retaining Wall, No.2 Frame, Square Fence Posts, Rails, Anchor Piles, House Piles, Palings and Timber. The Pinex Verified range is a great alternative to the more traditional No.1 Frame and is the perfect solution for any outdoor project as it has the added bonus of being structurally tested.

The extensive range of Pinex and Pinex Verified Outdoor Timber products are light and easy to use and a great option for any outdoor project.

## 1.1 PINEX® OUTDOOR TREATMENT

- All Pinex® Outdoor Timber is treated with CCA.
- All Pinex Outdoor Timber is branded on the end or side of each stick (except small dimension profiles). The brand will identify the registered number of the treatment plant, the preservative code, the hazard class and include the third party auditors mark that verifies compliance with the treatment specifications.



Plant 046 – Carter Holt Harvey Kinleith  
 Plant 004 – Carter Holt Harvey Nelson

**Table 1: Pinex® treatment hazard classes**

Hazard Class	Specification	Uses
H3.2	Moderate decay hazard, exposed to the weather but not in contact with the ground	Fence palings, rails, battens, decking, weatherboards, exterior joinery
H4	High decay hazard, in contact with the ground or fresh water	TGV, fence posts/landscape timbers
H5	Severe decay hazard or critical load bearing applications	House piles, poles, crib walls
H6	Marine hazard, prolonged exposure to sea water	Marine piles and timber

## 1.2 TIMBER MOVEMENT

- Timber exposed to the elements may change dimensions.
- Some shrinkage, distortion and surface checking is a natural result of weathering and should be expected.
- The use of water repellent stains and finishes may reduce timber movement in some applications.

## 1.3 CUTTING TREATED TIMBER

All Pinex Outdoor Timber is treated for extended life. The protection is compromised if the treated timber is cut or drilled. If processing after treatment is unavoidable, be sure to protect the affected parts by brushing on liberal quantities of an

approved preservative, e.g. Enseal or Metallex.

Ends cut after treatment must not be put into the ground, nor closer than 300mm to the ground and, where possible, should be continuously protected from the weather.

## 1.4 CARE AND HANDLING

Recommendations for working safely with treated timber:

### Wear

- Gloves
- Goggles
- Mask

### Don't

- Burn it
- Cook with it
- Use it for animal litter

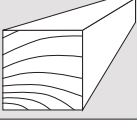
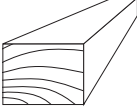
### Do

- Wash work clothes worn during installation separately
- Dispose of waste in an approved landfill

## 2.0 FENCING

### 2.1 POSTS

**Table 2: Post product range**

Product	Size (mm)	Treatment/Finish	Length (m)	Detail
Post Grade	100 x 100	H4 Sawn	1.8/2.1/2.4/2.7/3.0/3.6	
	100 x 75*	H4 Sawn	1.8/2.1/2.4/2.7/3.0	

\*North Island only

### 2.2 RAILS

**Table 3: Rail product range**



Product	Size (mm)	Treatment/Finish	Length (m)	Grade	Detail
Rail	100 x 50	H3.2 Sawn	4.8/5.4*/6.0	Rail †	
	75 x 50	H3.2 Sawn	4.8/6.0	Rail †	
	150 x 50	H3.2 Sawn	4.8/6.0	Rail †	

† Proprietary Rail Grade. Defect combinations of 60% of the cross section allowed.

\*South Island only

### 2.3 PALINGS

**Table 4: Paling product range**

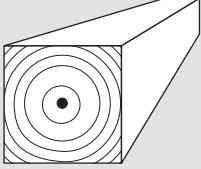
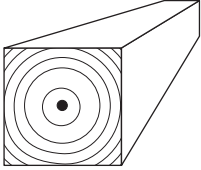
Product	Size (mm)	Treatment/Finish	Length (m)	Detail
Palings*	150 x 25	H3.2 Sawn	1.2/1.5/1.8	
	150 x 19	H3.2 Sawn	1.2	

\*South Island only

### 3.0 GENERAL USE PRODUCTS

#### 3.1 ANCHOR PILES AND HOUSE PILES

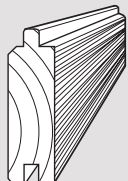
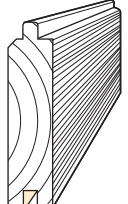
**Table 5: Anchor Pile and House Pile product range**

Product	Size (mm)	Treatment/Finish	Length (m)	Detail
Anchor Pile	125 x 125	H5 Sawn	1.2/1.5/1.8/2.1/2.4/2.7/3.0/3.6	
House Pile	125 x 125	H5 Sawn	0.6/0.75/0.9	

See the Anchor Pile and House Pile information sheet for further testing and specification details.

### 3.2 RETAINING WALLS

**Table 6: Retaining wall product range**

Product	Size (mm)	Treatment/Finish	Length	Detail
Retaining Wall Tongue & Groove	135 x 42 (125 x 42 finished)	H4 Fine grooved finish	4.8/6.0	
	180 x 42 (170 x 42 finished)	H4 Fine grooved finish	4.8/5.4/6.0	

### 3.3 PINEX® VERIFIED

Pinex® Verified is a great alternative to traditional No.1 Framing products and is the perfect solution for any outdoor projects as it has the added bonus of being structurally tested. You can rely on Pinex Verified for both Structural and Non Structural applications.

**Table 7: Characteristic stresses for Pinex® Verified Timber**

Grade	Bending Strength $f_b$ (MPa)	Compression Strength $f_c$ (MPa)	Tension Strength $f_t$ (MPa)	Modulus of Elasticity E (GPa)	Lower Bound Modulus of elasticity $E_{lb}$ (GPa)
Pinex Verified – wet in service moisture content greater than 16%	11.7	12.0	4.0	6.5	4.4
Pinex Verified – dry in service moisture content less than or equal to 16%	14.0	18.0	6.0	8.0	5.4

**NOTE:**

- 1 Pinex Verified is verified in the dry condition.
- 2 Designers must ensure that for dry in service use that the approximate creep factors are used in accordance with NZS 3603 or alternatively members are propped, during the drying process to minimise creep deflection.

Table 8: Pinex® Verified product range


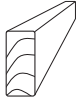

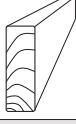
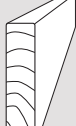






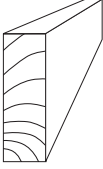
Product	Size (mm)	Treatment/Finish	Length (North Island)	Length (South Island)	Detail
Pinex Verified	70 x 45	H3.2 Gauged	4.8/5.4/6.0	4.8/5.4/6.0	
	90 x 45	H3.2 Gauged	4.8/5.4/6.0	4.8/5.4/6.0	
	140 x 45	H3.2 Gauged	3.6/4.2/4.8/5.4/6.0	4.8/6.0	
	190 x 45	H3.2 Gauged	3.6/4.2/4.8/5.4/6.0	4.8/6.0	
	240 x 45	H3.2 Gauged	4.5/5.4/6.0	4.8/6.0	
	290 x 45	H3.2 Gauged	4.8/5.4/6.0	4.8/6.0	
Pinex Verified	100 x 50	H3.2 Sawn	4.8/6.0	4.8/5.4/6.0	
	150 x 50	H3.2 Sawn	3.6/4.2/4.8/6.0	3.6/4.2/4.8/5.4/6.0	
	200 x 50	H3.2 Sawn	3.6/4.2/4.8/5.4/6.0	3.6/4.2/4.8/5.4/6.0	
	250 x 50	H3.2 Sawn	4.8/6.0	4.8/5.4/6.0	
	300 x 50	H3.2 Sawn	4.8/5.4/6.0	4.8/5.4/6.0	



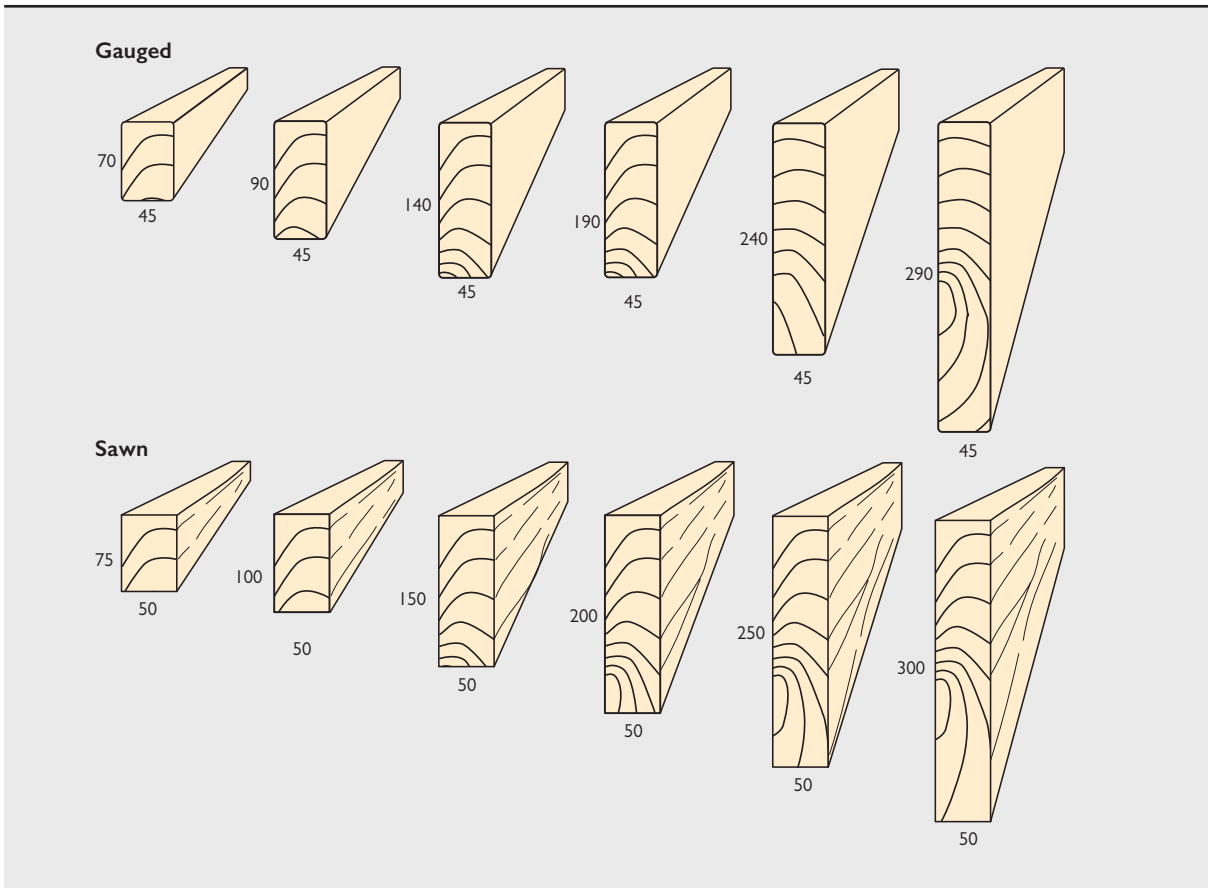



Table 9: Framing product range


Product	Size (mm)	Treatment/Finish	Length (North Island)	Length (South Island)	Detail
No.2 Frame	200 x 50	H4 Sawn	4.8/5.4/6.0	4.8/6.0	
	150 x 50	H4 Sawn	4.8/5.4/6.0	4.8/6.0	

## 4.0 STANDARD SIZES FOR OUTDOOR TIMBER

Figure 1









Private Bag 92-106  
Victoria Street West  
Auckland 1142  
New Zealand

**Freephone: 0800 746 399**  
**Freefax: 0800 746 400**

[www.chhwoodproducts.co.nz](http://www.chhwoodproducts.co.nz)

April 2017